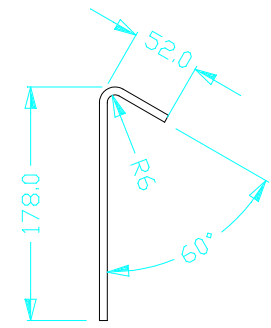


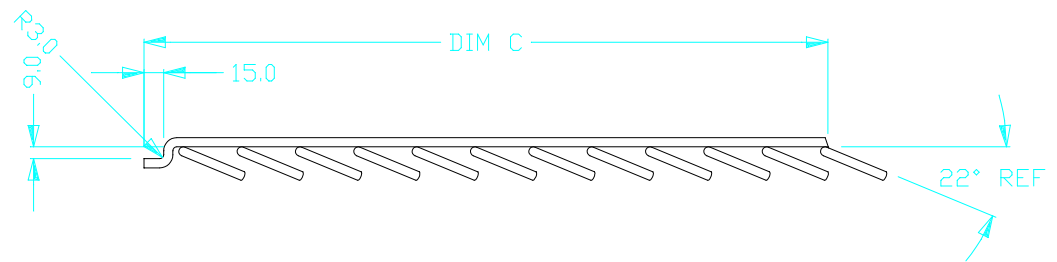
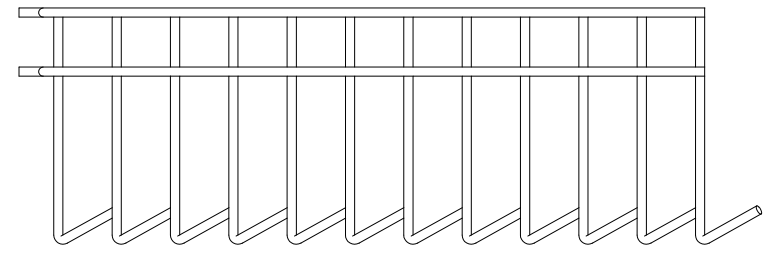
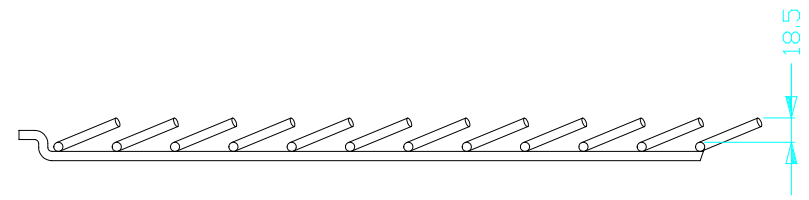
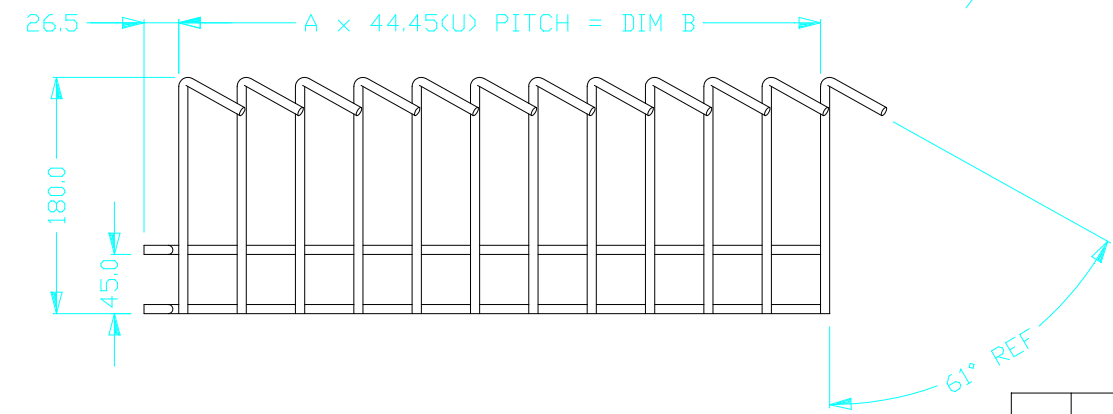


DRAWING No.	No. OF WAYS	A	DIM B	DIM C
017C00000105	5	4	178	210
017C00000108	8	7	311	343
017C00000110	10	9	400	432
017C00000112	12	11	489	521

NOTE:  
017C00000107 IS NOT TABULATED HAS ITS OWN SEPARATE DRAWING\*\*\*\*\*



HOOK DIMENSIONS  
PRIOR TO ASSEMBLY  
AND COATING TYP



DRAWING SHOWS LEFT-HAND CABLE MINDERS -  
FOR RIGHT-HAND VERSIONS SEE DRAWING No.: 017C00000200  
FINISH: BLACK NYLON 66 (S/E TO 94V-0) 0.5 THICK.

6509	2	SEE ECN FOR DETAILS	23-5-2018
			8/8/07
E.C.N.	DRG ISSUE	DESCRIPTION	DATE
	GW	017C00000100	
CHECKED	DRAWN	DRG No	PRODUCT GROUP N000
	GW	017C00000100	



CANNON TECHNOLOGIES Ltd.  
NEW MILTON, HANTS  
TEL 01425-638148  
FAX 01425-619276  
B/A

PROJECTION	
TOLERANCES EXCEPT WHERE OTHERWISE STATED	
HOLE DIAMETER OVER 1 METRE	±0.1
0.00	±0.05
ANGLE	±1.0
MATERIAL	BS970 EN3B (OR SIM)

TITLE	CABLE MINDER - LEFT-HAND
FINISH	SEE NOTE
FIRST USED ON.	CABP